


PRESSURE

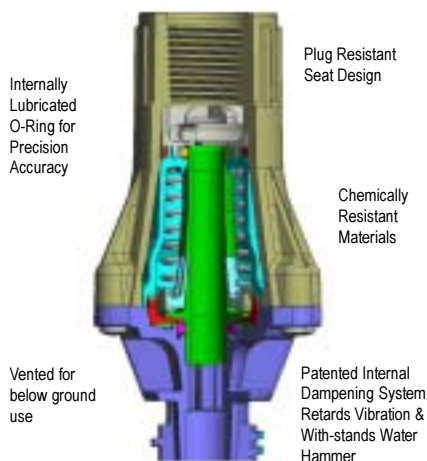


REGULATION



precision accuracy in tough field environments

Cut-away of Pressure Regulator



TECHNICAL TIPS FOR REGULATING SYSTEMS

IMPORTANT: Allow approximately 5 PSI (.35 BAR) extra pressure in order for the regulator to function properly. For example, the minimum design pressure for a 20 PSI (1.4 BAR) pressure regulator is 25 PSI (1.7 BAR).

IMPORTANT: If your system is designed with Nelson sprinklers, use Nelson Pressure Regulators. Individual manufacturers' pressure regulator performance varies. Interchanging could result in inaccurate nozzle selection.

NELSON'S UNIVERSAL FLO AND HI FLO REGULATORS

The function of a pressure regulator is to fix a varying inlet pressure to a set outlet pressure, regardless of changes in the system pressure due to hydraulic conditions, elevation changes, pumping scenarios, etc. The benefits include a uniform depth of water application, controlled sprinkler performance (droplet size and throw distance), and flexibility in system operation.

FEATURES & BENEFITS:

PATENTED DAMPENING SYSTEM. The patented o-ring dampening system of all Nelson pressure regulators handles severe pressure surges to withstand water hammer.

WIDE FLOW RANGE. The Nelson Universal Pressure Regulator has a flow up to 12 GPM (2.7 M³/H) at 15 PSI (1.0 BAR) and above.

EXTENDED PERFORMANCE AND PRECISION ACCURACY. Precision components coupled with an internally lubricated o-ring minimize frictional drag and hysteresis.

PLUG RESISTANT DESIGN. An open seat design helps prevent hair-pinning, debris hang-up and plugging.

PRECISION MANUFACTURED. Made of the toughest chemically resistant materials. 100% tested for accuracy.

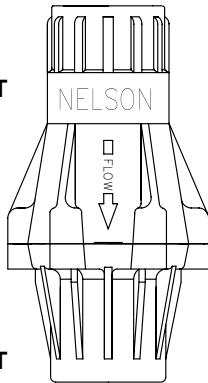
UNIVERSAL 3000 SERIES CONNECTION OPTION. Integral adapter connects directly into all Nelson 3000 Series Pivot Sprinklers and creates an easy to assemble, economical pivot sprinkler package.

 **NELSON**
SAVE WATER, SAVE ENERGY AND
DO A BETTER JOB OF IRRIGATING

> UNIVERSAL FLO and HIGH FLO — CONNECTIONS & PERFORMANCE

PIPE THREAD CONNECTION

INLET
3/4" FNPT

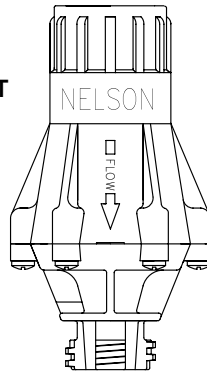


OUTLET
3/4" FNPT

3000 SERIES PIVOT CONNECTION

(Integral adapter for 3000 Series Pivot Products)

INLET
3/4" FNPT

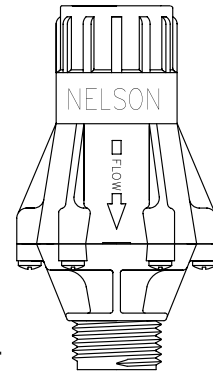


OUTLET
3000 ST

HOSE THREAD CONNECTION

(Connections for Micro/Drip)

INLET
3/4" FHT



OUTLET
3/4" MHT

ORDERING SPECIFICATIONS: When ordering Nelson Pressure Regulators specify Pressure, Flow (Universal Flo or Hi Flo) & Connection (Inlet x Outlet). (Example: 10 PSI Hi Flo 3/4"FNPT x 3/4"FNPT.) **More connection options available — please contact Nelson factory for more information.**

UNIVERSAL FLO REGULATOR

CONNECTIONS AVAILABLE

PSI	BAR	GPM	M ³ /HR
6	0.41	0.5-8	0.11-1.82
10	0.70	0.5-10	0.11-2.27
15	1.0	0.5-12	0.11-2.72
20	1.4	0.5-12	0.11-2.72
25	1.7	0.5-12	0.11-2.72
30	2.0	0.5-12	0.11-2.72
40	2.8	0.5-12	0.11-2.72
50	3.4	0.5-12	0.11-2.72

3/4" FNPT 3/4" FNPT	3/4" FNPT 3/4" ST	3/4" FHT 3/4" MHT
■	■	■
■	■	■
■	■	■
■	■	■
■	■	■
■	■	■
■	■	■
■	■	■

HI-FLO REGULATOR

CONNECTIONS AVAILABLE

PSI	BAR	GPM	M ³ /HR
6	0.41	4-16	.91-3.63
10	0.70	4-16	.91-3.63
15	1.0	2-20	.45-4.54
20	1.4	2-20	.45-4.54
25	1.7	2-20	.45-4.54
30	2.0	2-20	.45-4.54
40	2.8	2-20	.45-4.54
50	3.4	2-20	.45-4.54

3/4" FNPT 3/4" FNPT	3/4" FNPT 3/4" ST
■	■
■	■
■	■
■	■
■	■
■	■
■	■
■	■

APPLICATION NOTES

Nelson Pressure Regulators can be used in a variety of applications (e.g. Center Pivot, Solid Set, Tree & Vine). Choose the proper pressure rating for your application.

Performance Tables. Contact the Nelson factory for detailed performance information.

Statement of Expected Performance. Nelson Pressure Regulators are accurate to 6% of the manufacturer's coefficient of variation.

Design Considerations. Maintain a 5 PSI (0.35 BAR) threshold above the nominal spring rated pressure.

CAUTION! Pressure regulators should be installed downstream from all shut-off valves.

WARRANTY AND DISCLAIMER: Nelson Pressure Regulators are warranted for one year from date of original sale to be free of defective materials and workmanship when used within the working specifications for which the products were designed and under normal use and service. The manufacturer assumes no responsibility for installation, removal or unauthorized repair of defective parts. The manufacturer's liability under this warranty is limited solely to replacement or repair of defective parts and the manufacturer will not be liable for any crop or other consequential damages resulting from defects or breach of warranty. THIS WARRANTY IS EXPRESSLY IN LIEU OF ALL OTHER WARRANTIES, EXPRESS OR IMPLIED, INCLUDING THE WARRANTIES OF MERCHANTABILITY AND FITNESS FOR PARTICULAR PURPOSES AND OF ALL OTHER OBLIGATIONS OR LIABILITIES OF MANUFACTURER. No agent, employee or representative of the manufacturer has authority to waive, alter or add to the provisions of this warranty, nor to make any representations or warranty not contained herein.

This product may be covered by one or more of the following U.S. Patent No. 5257646 and other U.S. Patents pending or corresponding issued or pending foreign patents.



Nelson Irrigation Corporation

848 Airport Rd., Walla Walla, WA 99362 USA

Tel: 509.525.7660 Fax: 509.525.7907 info@nelsonirrigation.com

Nelson Irrigation Corporation of Australia Pty. Ltd.

35 Sudbury Street, Darra QLD 4074 info@nelsonirrigation.com.au

Tel: +61 7 3715 8555 Fax: +61 7 3715 8666

WWW.NELSONIRRIGATION.COM