






















MONTAGE SUR TUYAUX PLAT POUR GAINÉ f 17 ET RACCORDS

DESIGNATION	Dimension	Référence	Prix HT Euro
 DEPART de LIGNE sur TUYAU PLAT	17	011022	0.55
 MANCHON FILETE (Départ de Ligne)	17 x 3/8"	011024	0.40
	17 x 3/4"	011025	0.40
 ADAPTATEUR sur TUYAUX PLAT Taraudé	3/8"	011004	0.45
	3/4"	011005	0.45
 PINCE pour TUYAUX PLAT	13 mm	011063	178.00
	18 mm	011068	226.00











Pince pour tuyaux plats :










Ø 13 mm pour adaptateur taraudé (réf 011004 et 011005)

Ø 18 mm pour départ de ligne (réf 011022)











DESIGNATION		Dimension	Référence	Prix HT Euro
	COUDE FILETE MALE	17 x 3/4"	011034	0.70
	COUDE EGAL	17	011037	0.75
	DEPART SIMPLE AVEC ECROU	17	011017	0.45
	DEPART SIMPLE AVEC ECROU et JOINT	17	011018	0.75
	MANCHON EGAL	17	011020	0.45
	MANCHON FILETE	3/4" x 17	011025	0.40
	TE EGAL	17x17x17	011030	0.85
	TE FILETE	17 x 3/4"x17	011040	0.75
	TE et DEPART AVEC ECROU	17 x M x 17	011050	0.90
	BOUCHON	17	010290	0.35
    	DEPARTS MULTIPLES	2-1" x D17	010332	1.40
		3-1" x D17	010333	1.50
		4-1" x D17	010334	1.75
		6-1" x D17	010336	2.25
	VANNETTE ET DEPART AVEC ECROU et JOINT	17	010490	1.30
	REGULATEUR de PRESSION MALE-FEMELLE	3/4" à 1.00 Atm	RP1	4.15
		1" à 1.4 Atm	RP3	
		3/4" à 1.70 Atm	RP2	
		3/4" à 2 Atm	RP4	

ACCESSOIRES POUR GOUTTE A GOUTTE

DESIGNATION	Ø	Référence	Prix HT Euro
 <p>DEPARTS MULTIPLES</p>	2-1" x D16	010300	2.38
	2-1" x D20	010301	1.55
	3-1" x D16	010302	1.65
	3-1" x D20	010303	1.70
	4-1" x D16	010304	2.05
	4-1" x D20	010305	2.05
	6-1" x D16	010306	2.50
	6-1" x D20	010307	2.55
 <p>DEPART SIMPLE Avec ECROU</p>	16	010421	0.43
	20	010422	0.54
 <p>DEPART SIMPLE Avec ECROU & Avec JOINT</p>	16	010280	0.71
	20	010285	0.87
 <p>DEPART SIMPLE CANNELE</p>	16	010416	0.28
	20	010420	0.30
 <p>JONCTION DOUBLE</p>	16	010016	0.10
	20	010020	0.12
	25	010025	0.22
 <p>JONCTION DOUBLE SECURITE</p>	16	010027	0.22
	20	010029	0.24
 <p>JONCTION REDUCTION</p>	20 - 16	010060	0.15
	25 - 20	010070	0.36
 <p>TE EGAL</p>	16	010216	0.26
	20	010220	0.30
	25	010225	0.50
 <p>COUDE EGAL</p>	16	010250	0.26
	20	010260	0.30
	25	010270	0.50
 <p>SOUPAPE DE VIDANGE 4 B</p>	Ø 16	SOUP16	1.30
	Ø 17	SOUP17	1.60
	Ø 20	SOUP20	1.30
	Ø 25	SOUP25	1.40

DESIGNATION	Ø	Référence	Prix HT Euro
 <p>BOUCHON CANNELE</p>	16	010916	0.15
	20	010920	0.22
	25	010925	0.34
	32	010932	0.60
 <p>JONCTION FILETEE x CANNELEE</p>	16 – 3/4"	010030	0.26
	16 – 1/2"	010031	0.26
	20 – 3/4"	010040	0.32
	25 – 3/4"	010050	0.44
	32 - 1"	010055	0.50
 <p>DOUBLE ANNEAUX</p>	16	010425	0.11
	20	010426	0.15
 <p>DEPART CANNELE Avec JOINT</p>	16	010035	0.30
	20	010045	0.30
 <p>BAGUE DE SERRAGE à DOUBLE MACHOIRES</p>	16	010080	0.27
	20	010090	0.27
 <p>CROCHET pour Support TUBE MICRO</p>	16	010116	0.08
	20	010120	0.14
	25	010125	0.22
 <p>CROCHET pour VIGNE 15 cm</p>	16	010130	0.16
	20	010135	0.17
 <p>CRAMPON Longueur : 14,5 cm</p>	16	010140	0.26
	20	010145	0.26
 <p>ATTACHE pour tomate</p>	100	010150	0.04

VANNETTES PLASTIQUE

DESIGNATION		Ø	Référence	Prix HT Euro
	VANETTE PLASTIQUE avec ECROU & JOINT PN 4	16	011506	1.90
		20	011510	1.90
	VANETTE PLASTIQUE filetée mâle PN 4	3/4"x16	011530	1.70
		3/4"x20	011535	1.80
	VANNE A SPHERE POLYPROPYLENE PN16 ANTI-GEL	1/2"	011400	15.00
		3/4"	011401	20.00
		1"	011402	27.00
		1"1/4	011403	45.00
		1"1/2	011404	63.00
		2"	011405	104.00
		2"1/2	011406	183.00
		3"	011407	286.00
	VANNETTE PLASTIQUE CANNELEE PN 4	16	010445	1.10
		20	010450	1.20
	VANNETTE PLASTIQUE CANNELEE FILETEE PN 4	16 x 1/2"	010455	1.38
		16 x 3/4"	010460	1.38
		20 x 1/2"	010465	1.38
		20 x 3/4"	010470	1.38
	VANNETTE PLASTIQUE FILETEE PN 4	3/4" x 3/4"	011500	1.38
	VANNETTE PLASTIQUE PN 4	16 x 16	011516	2.05
		20 x 20	011520	2.05
	VANNETTE PLASTIQUE TARAUDEE FF PN 10	3/4" x 3/4"	010477	4.95
		1" x 1"	010480	4.95
		1"1/4x1"1/4	010481	12.00
		1"1/2x1"1/2	010482	24.00
		2"x2"	010483	34.00
	VANETTE PLASTIQUE TARAUDEE femelle x raccord compression PN 10	1" x 25	010484	8.30
		1" x 32	010485	9.30
		1"1/4 x 40	010486	18.80
		1"1/2 x 50	010487	27.95
		2" x 60	010488	41.30
	VANETTE avec raccord anti- vandalas PN 10 Taraudée x Filetée (mâle x femelle)	1" x 1"	010495	6.00